The Kansas Prevention Collaborative

A Story of One State's Approach to

Integrating Behavioral Health through the Lens of Prevention

Presentation Objective 1

1. Participants will be able to describe the background and roles of the Kansas Prevention Collaborative as a new approach to behavioral health integration supporting community coalitions across the state.

Kansas
Department for Aging and Disability Services

CONNECTING COMMUNITIES | Promotion Awareness | Education Advocacy

KDADS Vision for Change

Two Primary Goals:

1. Integrate behavioral health prevention efforts

2. Allocate greater resources to local level, community-driven prevention efforts

Kansas
Department for Aging and Disability Services

Kansas Prevention COLLABORATIVE

CONNECTING COMMUNITIES | Promotion Awareness | Education Advocacy

Kansas
Department for Aging and Disability Services

Kansas Prevention Collaborative

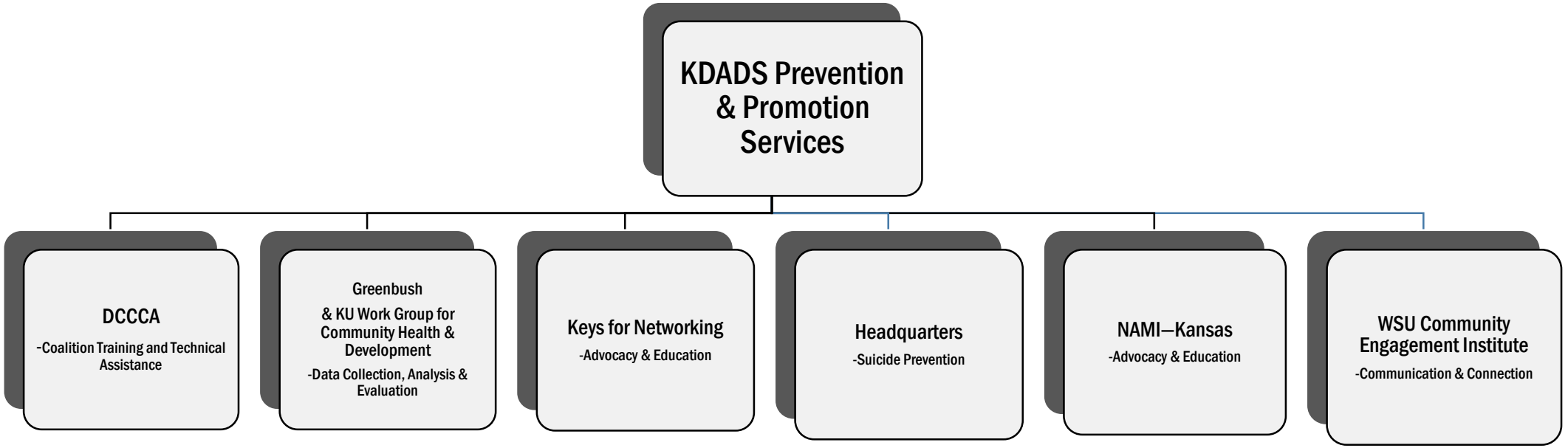

Kansas Prevention
COLLABORATIVE

CONNECTING COMMUNITIES | Promotion Awareness | Education Advocacy

Kansas
Department for Aging and Disability Services

Funding Structure



Behavioral Health - Continuum of Care

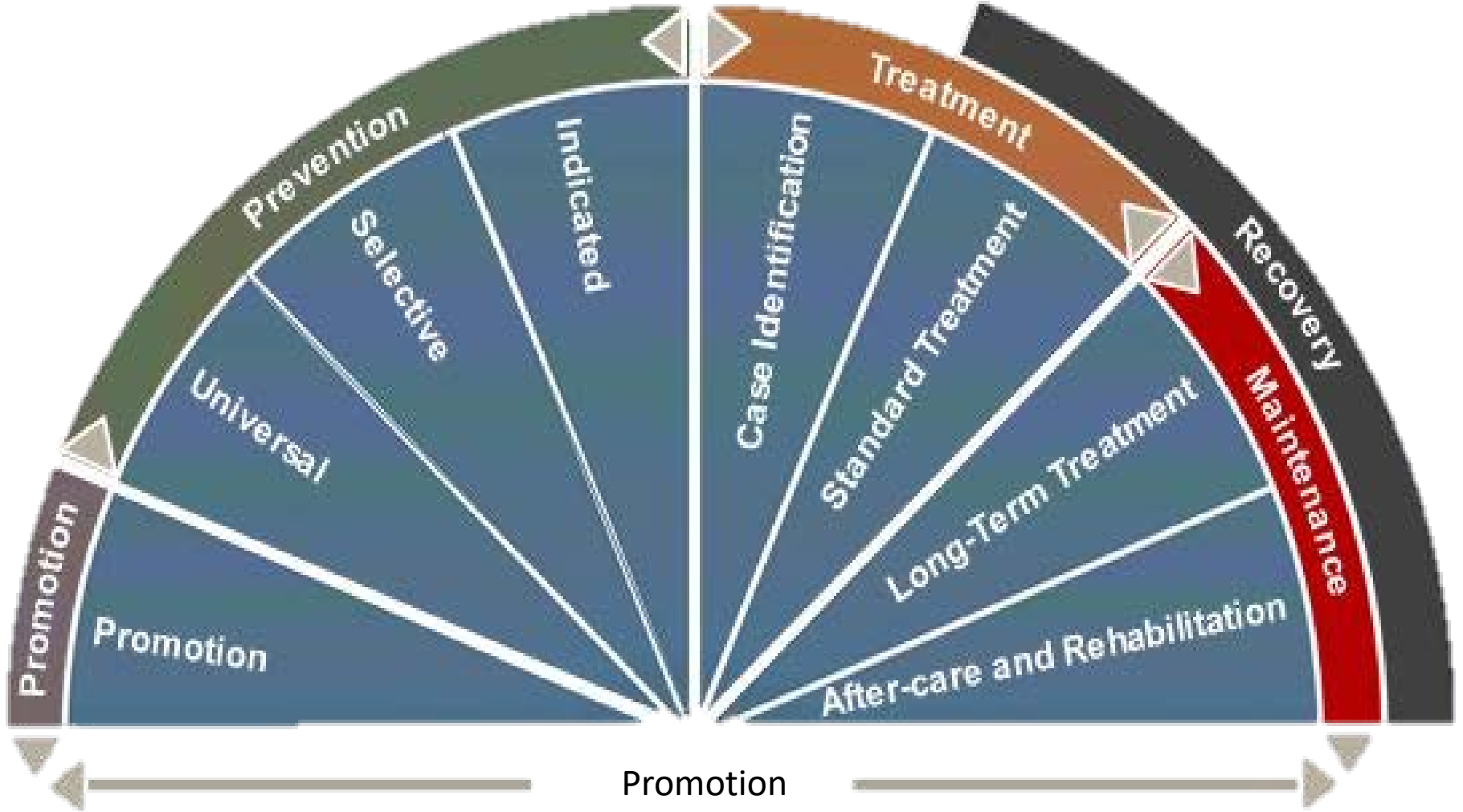

National Research Council
and Institute of Medicine

Kansas
Department for Aging
and Disability Services

CSAP's Core Prevention Strategies

- Information Dissemination
- Community Based Processes
- Alternative Activities
- Prevention Education
- Environmental Based Strategies
- Problem Identification and Referral

Wichita State University
Community Engagement Institute

Strategic Prevention Framework

Presentation Objective 2

2. Participants will learn about Kansas's integration of statewide strategies including a social marketing campaign and coordinated communication and training opportunities through in-person and online media.

It Matters

every choice It Matters
itmattersks.org

Wichita State University
Community Engagement Institute

Statewide Communication and Connection

PreventionWorKS

PreventionTalKS

Wichita State University
Community Engagement Institute

KPC Website

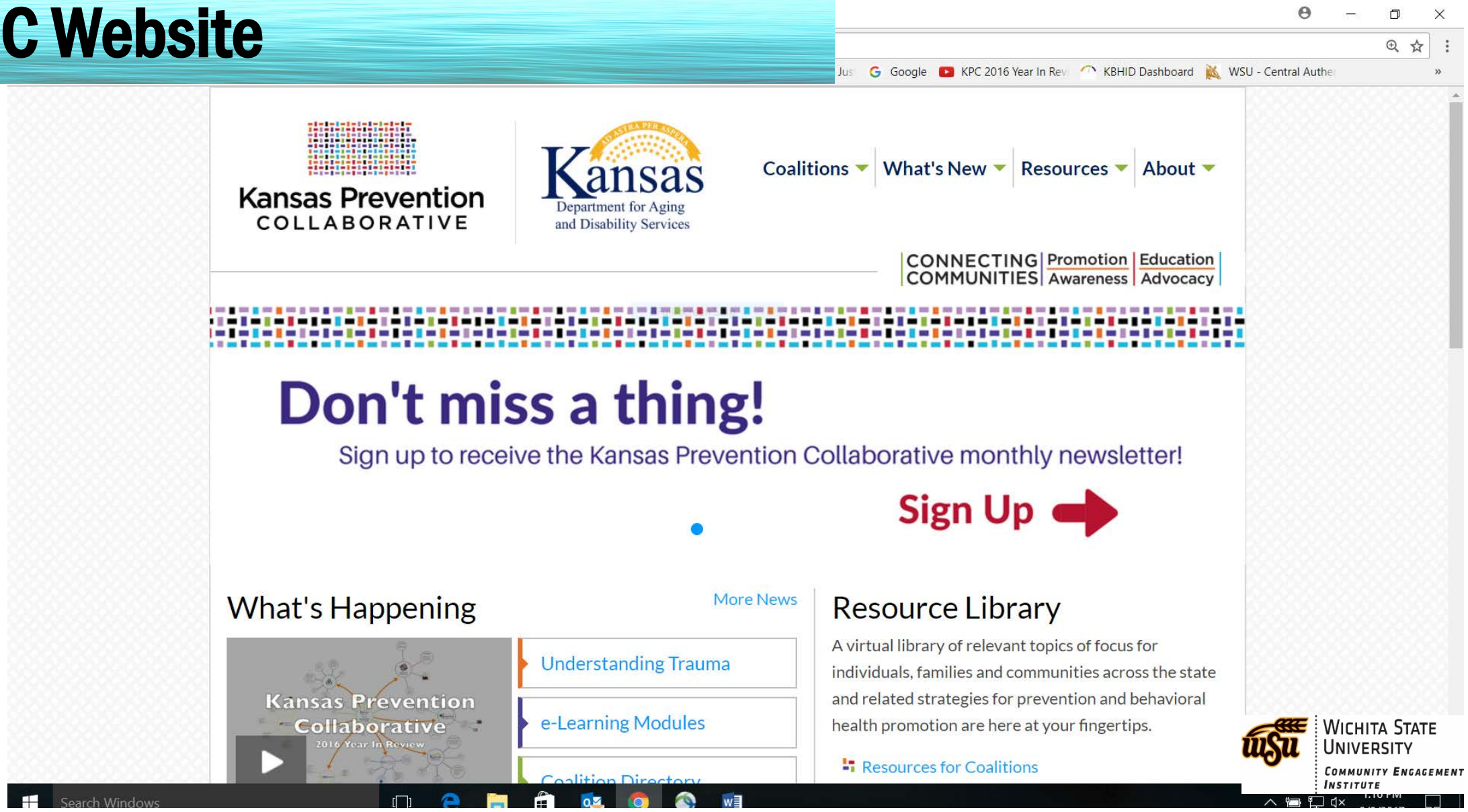
Google
KPC 2016 Year In Rev
KBHID Dashboard
WSU - Central Authe
Kansas Prevention COLLABORATIVE
Kansas Department for Aging and Disability Services
Coalitions
What's New
Resources
About
CONNECTING COMMUNITIES
Promotion
Education
Awareness
Advocacy
Don't miss a thing!
Sign up to receive the Kansas Prevention Collaborative monthly newsletter!
Sign Up
What's Happening
More News
Kansas Prevention Collaborative
2016 Year In Review
Understanding Trauma
e-Learning Modules
Coalition Directory
Resource Library
A virtual library of relevant topics of focus for individuals, families and communities across the state and related strategies for prevention and behavioral health promotion are here at your fingertips.
Resources for Coalitions
Search Windows
WSU
Wichita State University
Community Engagement Institute

KPC Facebook

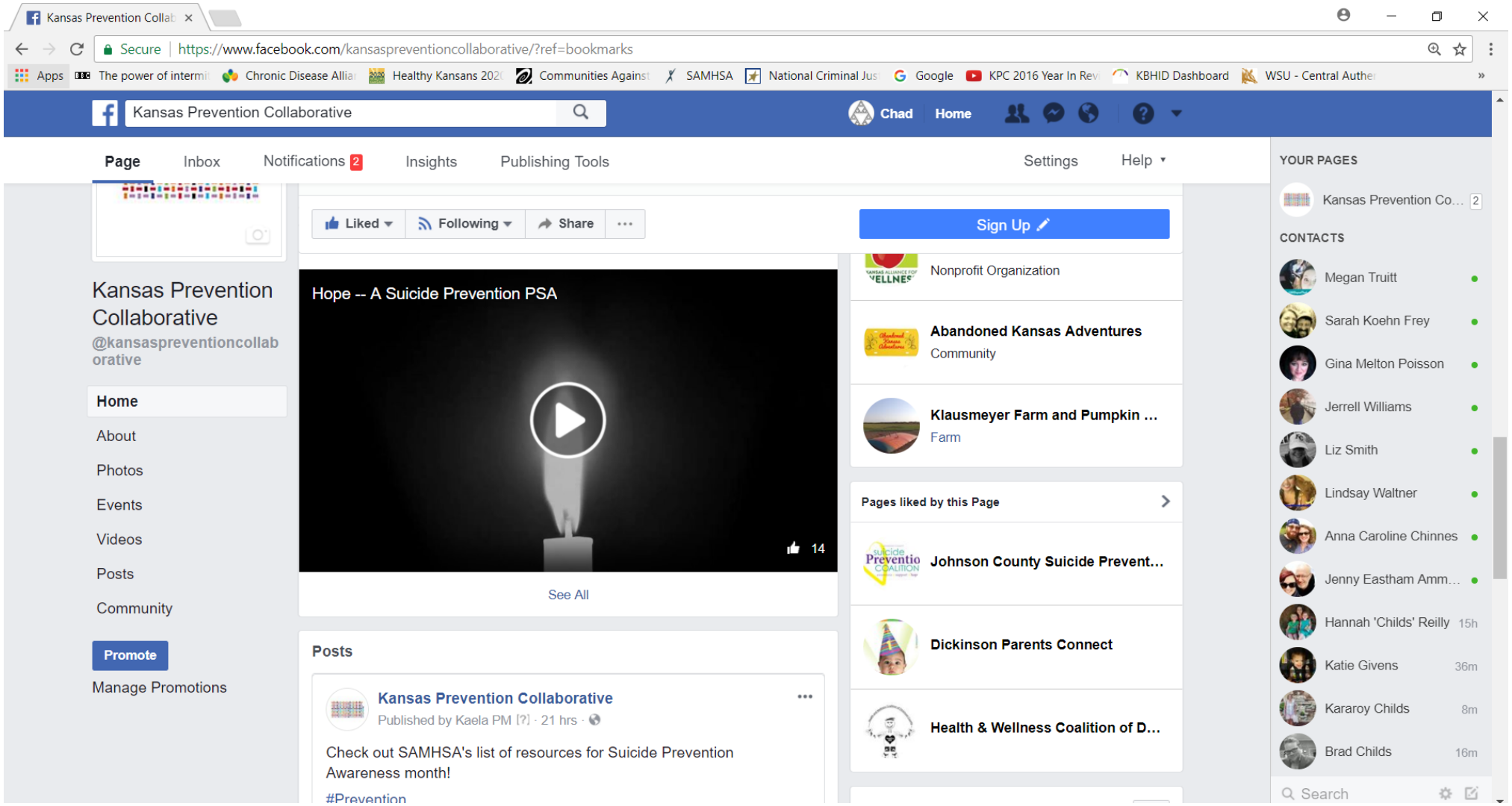

Wichita State University
Community Engagement Institute

Presentation Objective 3

3. Participants will learn how Kansas has increased support of comprehensive prevention and behavioral health goals through expanded data collection and integrated assessment.

Greenbush
Southeast Kansas Education Service Center

Behavioral Health Integration

Expansion of Behavioral Health through KPC focused on

- ❖Continuum of care
- ❖Moving beyond a focus of youth to include lifespan
- ❖Expansion beyond substance use
- ❖Inclusion of epidemiological data to tell the story

Greenbush
Southeast Kansas Education Service Center

Behavioral Health Integration – Identifying and Filling Data Gaps

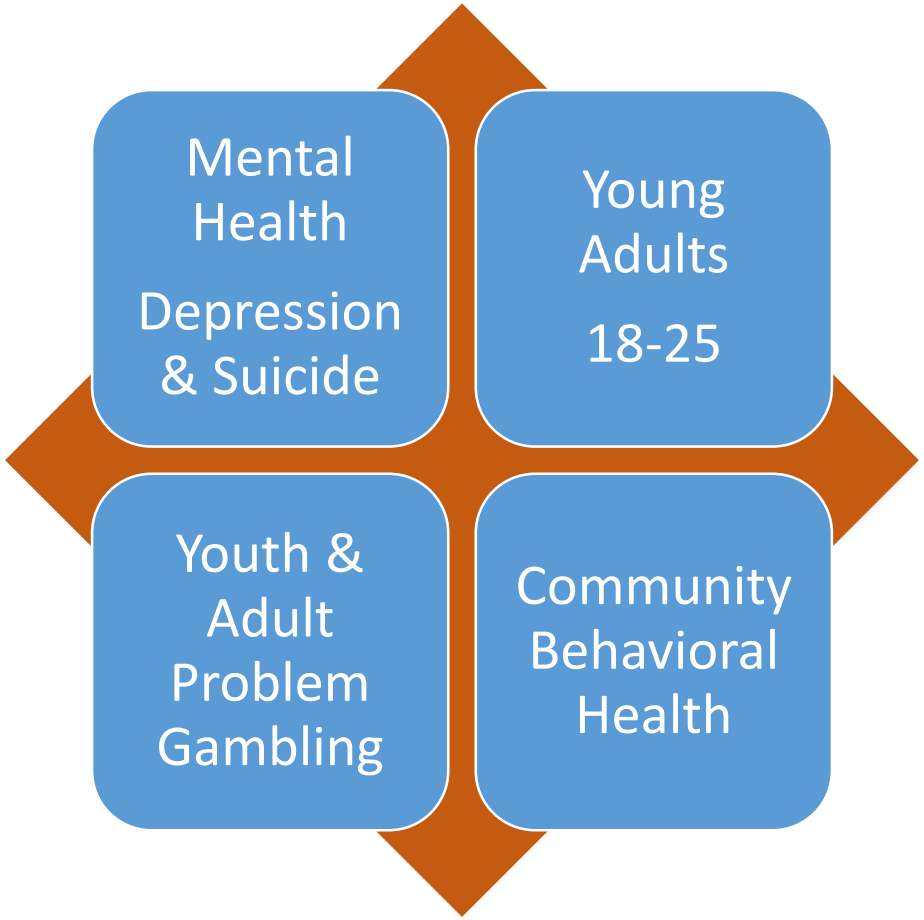

Greenbush
Southeast Kansas Education Service Center

KCTC Survey Administration

KCTC
KANSAS
Communities That Care
Student Survey

- Funded by Kansas Department for Aging and Disability Services, Behavioral Health Services
- Available annually free of charge to all districts, public and private
- Available for paper & online administration
- Target population is students in 6th, 8th, 10th, 12th grades
- Provides data for state, county, school district, and school building planning

Greenbush
Southeast Kansas Education Service Center

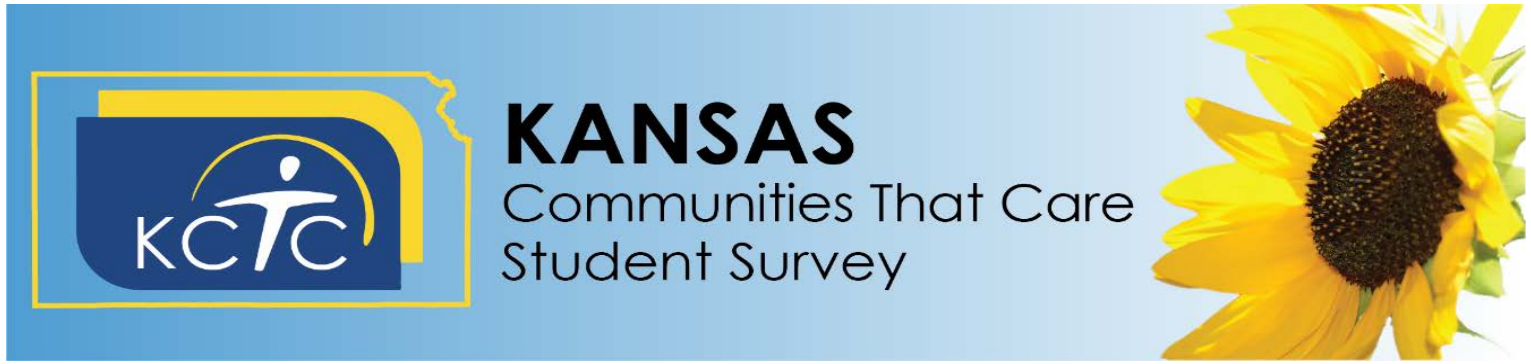

http://www.kctcdata.org/

School Domain

Community Domain

Peer/Individual Domain

Family Domain

Problem Behaviors

Alcohol

Tobacco

Marijuana

Prescription Drugs

Cocaine, LSD and Other Drugs

Pre-Defined Reports/County Maps

Depression/Suicide

Risk Factors

Protective Factors

Participation Rate

Demographics

Greenbush
Southeast Kansas Education Service Center

Optional Module for Youth Depression & Suicide

Added four questions:

1) Depression,
2) Suicide thoughts,
3) Suicide plans, and
4) Suicide attempts

Local level data for the 1st time in Kansas

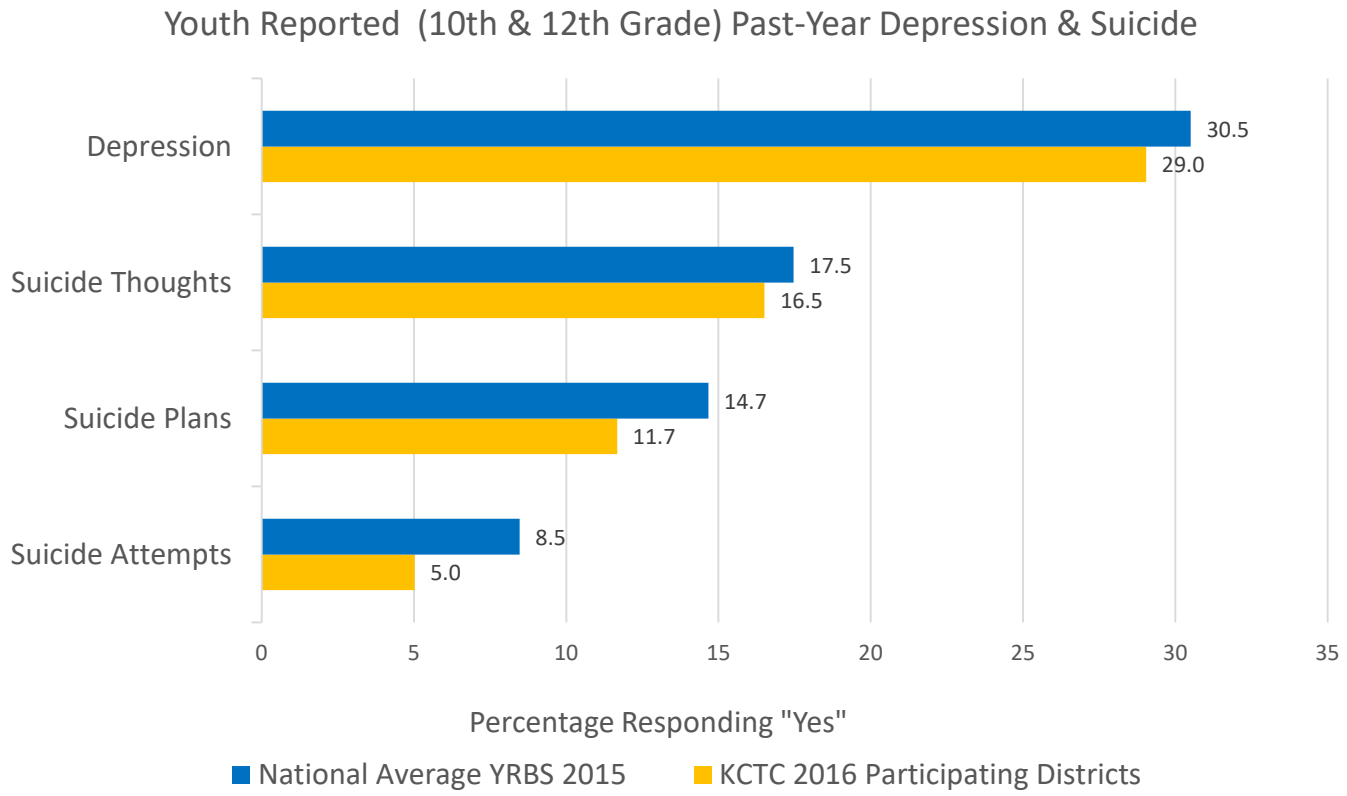

Greenbush
Southeast Kansas Education Service Center

2017 Kansas Young Adults Survey (KYAS)

- Alcohol
- Tobacco
- Prescription Drugs
- Other Drugs
- Additional Drug Questions
- Gambling
- Physical Health/Stress
- Mental Health/Depression
- Past 30-Day Substance Use
- Safety/Driving Under the Influence
- About this Survey
- Methodology

This site created by:

Greenbush
Southeast Kansas Education Service Center

Kansas
Department for Aging and Disability Services

2017 © Southeast Kansas Education Service Center

2017 Kansas Young Adults Survey (KYAS) Mental Health

Now thinking about your mental health, which includes stress, depression, and problems with emotions, for how many days during the past 30 days was your mental health not good?

Age Group: Total

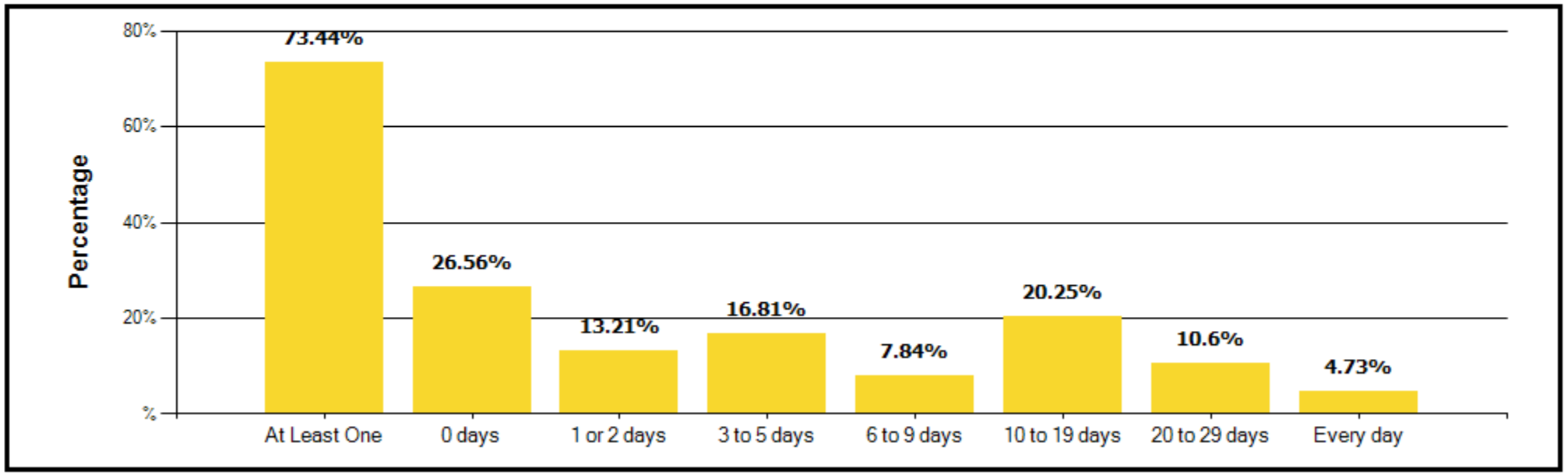

Greenbush
Southeast Kansas Education Service Center

Gambling Questions & Consequences

Added for Youth

In the past year, how many times (if any) have you felt like you would like to stop gambling, but didn't think you could?

- In 2017 – 2.2% said yes with responses ranging from 'a few times' to 'almost every day'.

In the past year, were you worried about the health and safety of anyone in your household because of gambling?

- In 2017 – Almost 2% said 'almost every day'

Added for Young Adults

In the past year, on how many days (if any) have you felt like you would like to stop gambling, but didn't think you could?

- In 2017 – Of those who gambled in the past 30 days, 19% of young adults said yes on one or more days and 5% said 'every' day.

Adding New Kansas 2017 Adult Gambling Survey

Greenbush
Southeast Kansas Education Service Center

KANSAS
BEHAVIORAL HEALTH
INDICATORS DASHBOARD

Home About Contact Us

County Chase

Income / Poverty

Crime

Depression / Suicide

Problem Gambling

Family Functioning

Substance Use

Available only at the State Level

Problem Gambling Treatment

Substance Use Treatment

Mental Health Treatment

Greenbush
Southeast Kansas Education Service Center

Community Behavioral Health

Child Poverty View — Comparison: KS State Value

Food Stamp Benefits View — Comparison: KS State Value

Gross Rent (Median) View — Comparison: KS State Value

Median Household Income View — Comparison: KS State Value

Selected Monthly Owner Cost of Housing View — Comparison: KS State Value

Child Poverty

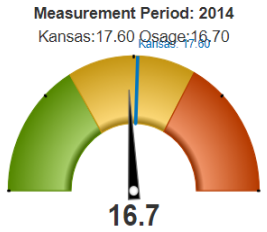

Osage County

Data Source: Kansas Statistical Abstract (KSA)

Description: KSA yearly reports are published exclusively online at http://www.ipsr.ku.edu/ksdata/ksah/ by the University of Kansas Institute for Policy & Social Research

Measure: Percent of children

Definition: Percent of the population under 18 years of age at or below 100% of the poverty level.

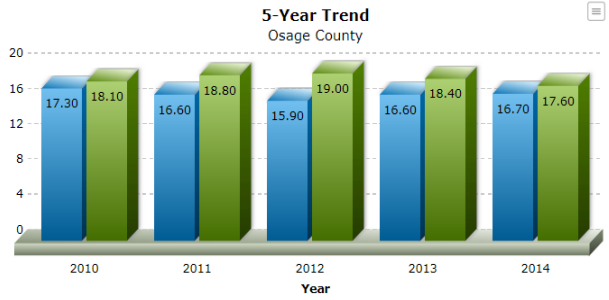

	2010	2011	2012	2013	2014
Osage County	17.30	16.60	15.90	16.60	16.70
Kansas	18.10	18.80	19.00	18.40	17.60

Greenbush
Southeast Kansas Education Service Center

Community Check Box Evaluation System

Documenting and Understanding the Activities and Accomplishments of Your Coalition and Community - www.myctb.org

KU CENTER FOR COMMUNITY HEALTH & DEVELOPMENT
The University of Kansas
Life Span Institute

Importance of Documenting the Story

- Inform decision-making regarding the processes, activities, and results of efforts:
  - What is working
  - What needs improvement
- Create a record of your story
  - Processes
  - Highlights successes
  - Engage community/coalition members
- Maintain accountability
  - Identify contributors
  - Action plans
  - Sustainability

KU CENTER FOR COMMUNITY HEALTH & DEVELOPMENT
The University of Kansas
Life Span Institute

Supports Grant Deliverable and Communication Efforts

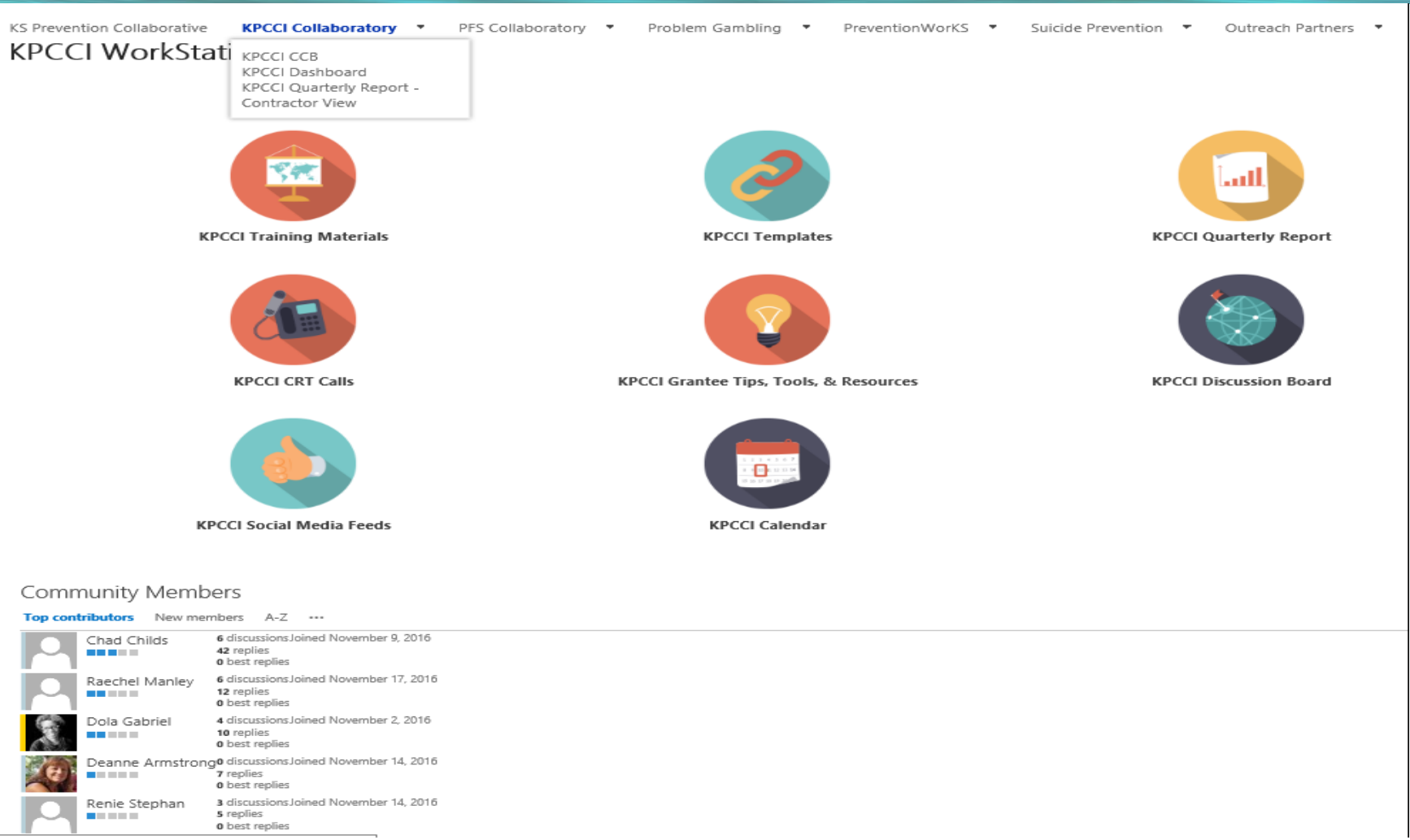

KU CENTER FOR COMMUNITY HEALTH & DEVELOPMENT
The University of Kansas
Life Span Institute

Supports Evaluation and Reporting Efforts

Kansas Coalition

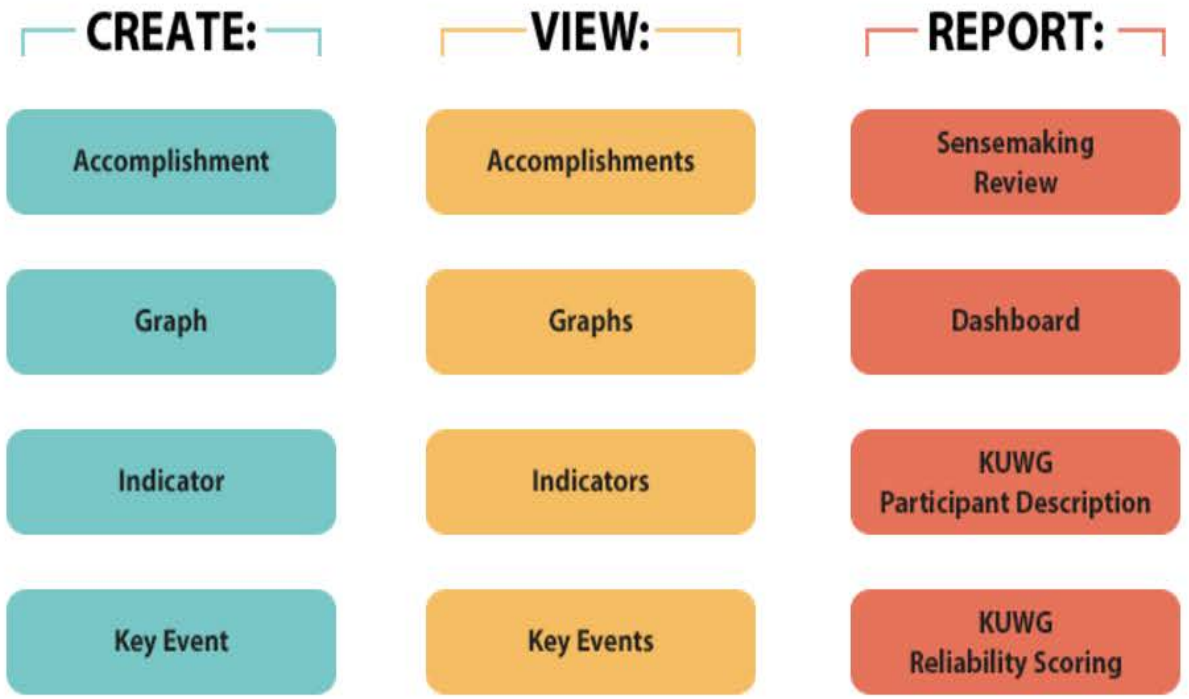

KU CENTER FOR COMMUNITY HEALTH & DEVELOPMENT
The University of Kansas
Life Span Institute

Evaluation Results based on Documentation Efforts

Measuring how we address what we know about Kansas Youth

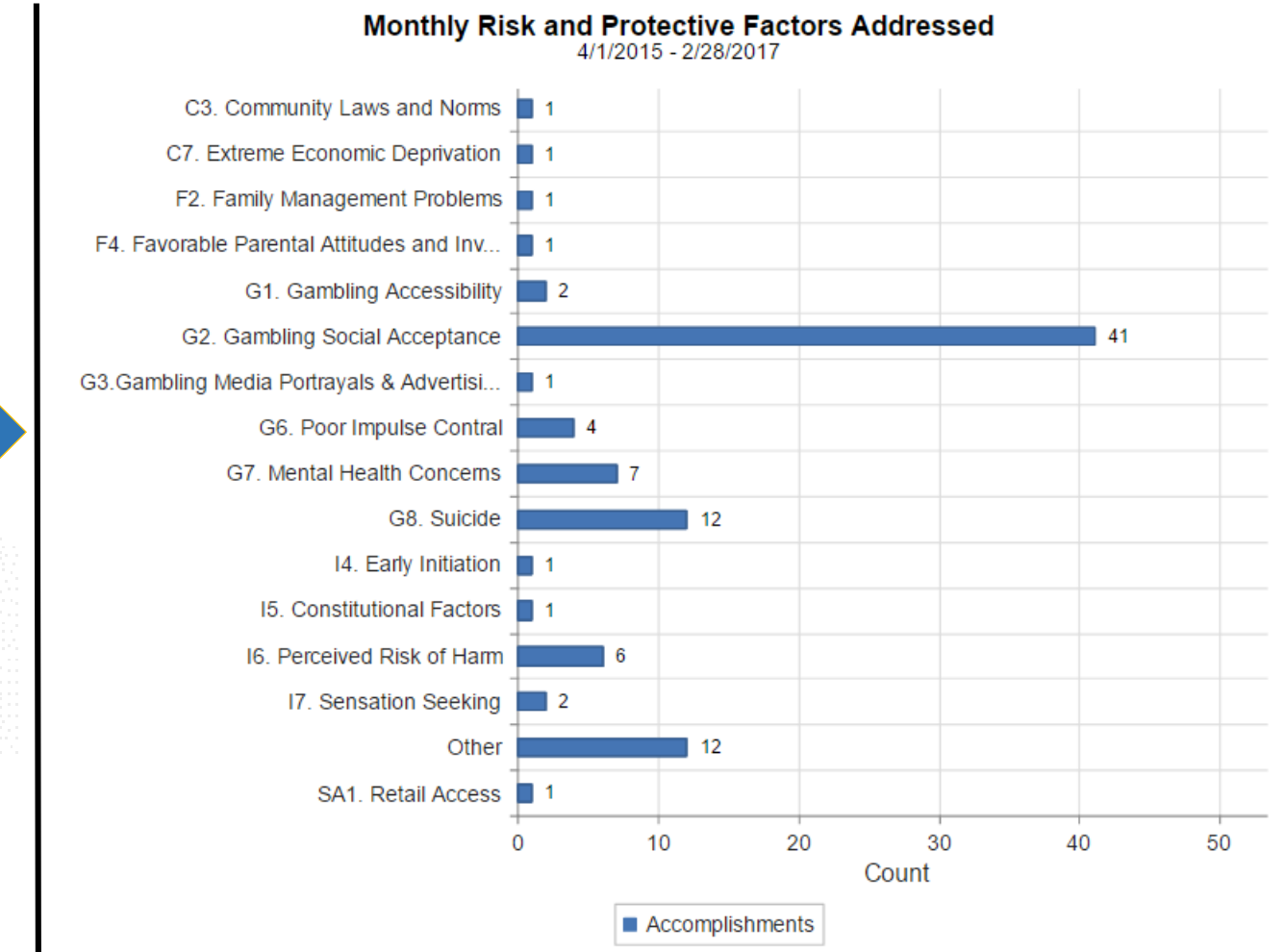

KU CENTER FOR COMMUNITY HEALTH & DEVELOPMENT
The University of Kansas
Life Span Institute

Evaluation Results based on Documentation- CSAP Strategy

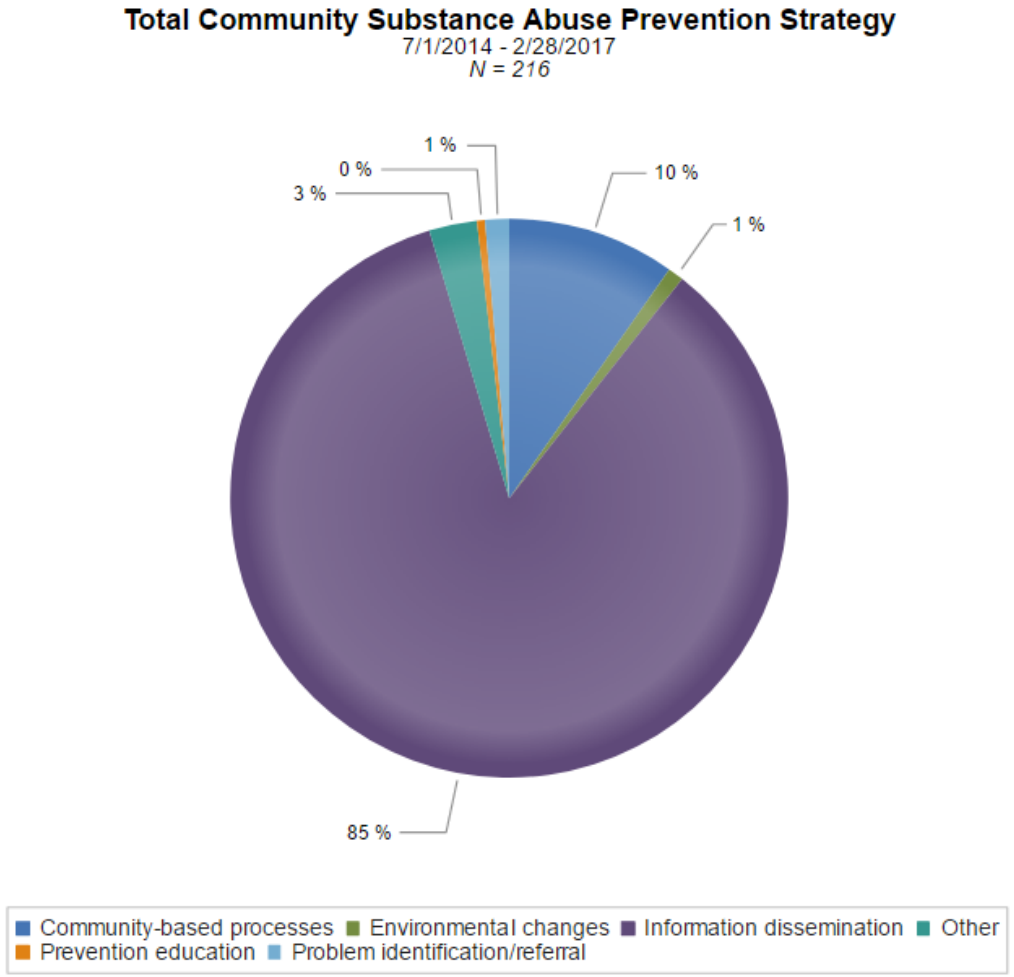

Accomplishments

Date	To which CSAP Core Strategy do	Description
09/02/2015	Community-based processes	and Lyla Graham met with Dr. Bill Allan, Interim Dean of the College of Business, Arts, Sciences and Education; Associate Professor of...
05/22/2015	Community-based processes	Richard Klemp, SCK Problem Gambling Task Force member, spoke with the Wichita Chapter of Kansas CPA (Certified Public Accountant) about partnering on issues of problem gambling. Public accountants are import...
10/04/2016	Environmental changes	South Central Kansas Problem Gambling Task Force Intern, Etienna Mertel met with Development Director, Kathleen Webb regarding collaboration with Inter-Faith Ministries to get the word out to churches and fa...
07/08/2014	Environmental changes	The Sedgwick Co. Suicide Prevention Coalition held a planning meeting for the upcoming Suicide Training Workshop. Various community leaders were on this conference call. Roles were assigned to various memb...

KU CENTER FOR COMMUNITY HEALTH & DEVELOPMENT
The University of Kansas
Life Span Institute

Evaluation Results based on Documentation- Outcome Area

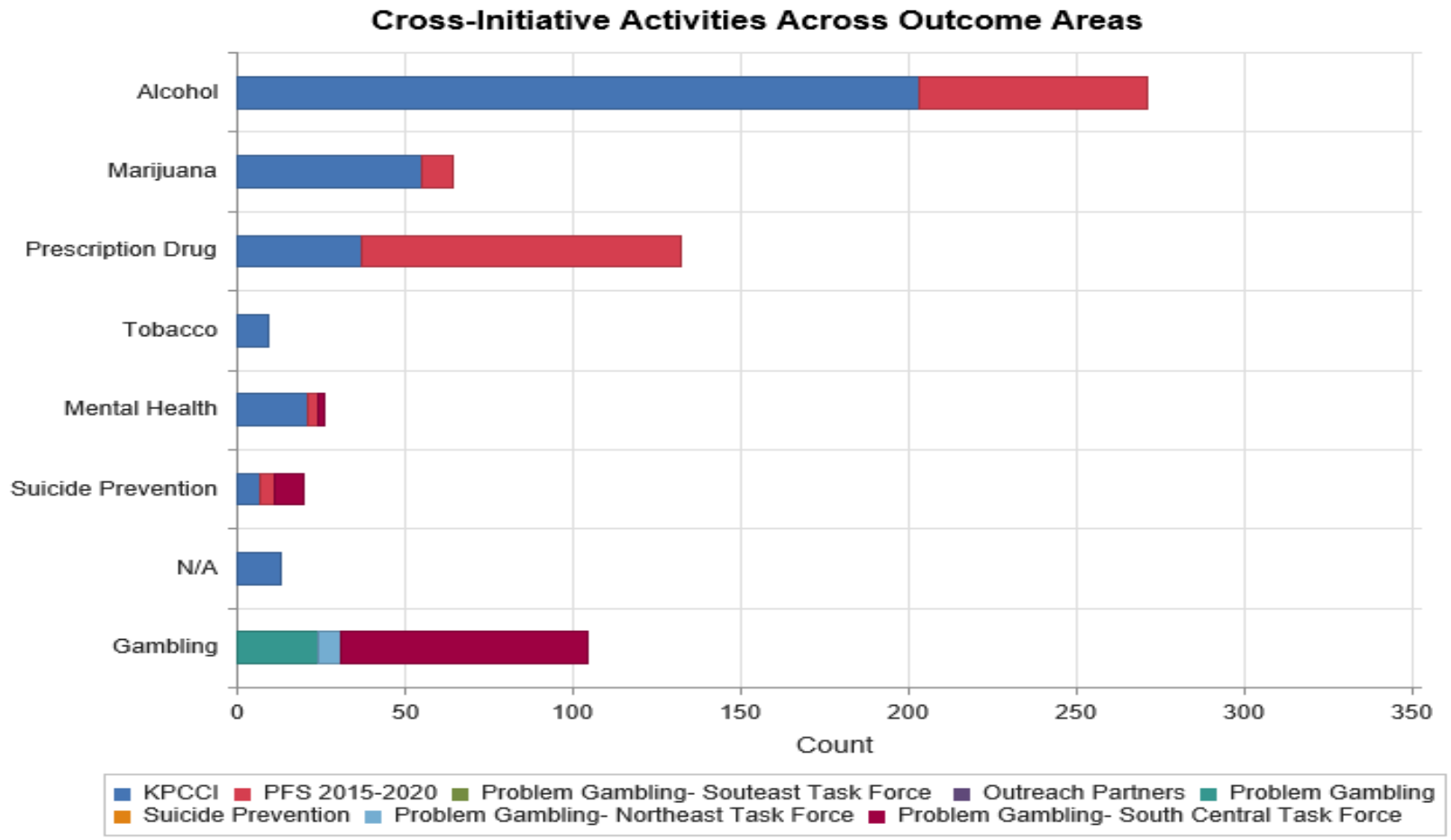

KU CENTER FOR COMMUNITY HEALTH & DEVELOPMENT
The University of Kansas
Life Span Institute

Presentation Objective 4

4. Participants will learn how the Kansas Prevention Collaborative has enhanced focus on community coalitions' assessment and building of their own capacity related to cultural competence and sustainability locally.

Greenbush
Southeast Kansas Education Service Center

Integrating Community Assessment

Risk Factors

****** Data sorted from high to low - High scores are the least desirable outcome (Lower = Better) ******

Laws & Norms Favorable to Drug Use

The percentage of youth in grades 6, 8, 10, and 12 who report that if a kid drank some beer, wine, or hard liquor in their neighborhood, or th area around where they live, they would NOT be caught by the police.

Value 2016	Compared To:	Highest County	Prior Year	Kansas State
51.43		79.31	57.52	39.71

Laws & Norms Favorable to Drug Use

The percentage of youth in grades 6, 8, 10, and 12 who report that if a kid smokes marijuana in their neighborhood, or the area around whe they live, they would NOT be caught by the police.

Value 2016	Compared To:	Highest County	Prior Year	Kansas State
44.52		72.00	49.53	48.99

Family Management / Monitoring

The percentage of youth in grades 6, 8, 10, and 12 who report that one of they would NOT get caught by they parents if they drank some bee wine, or hard liquor without their parents permission.

Value 2016	Compared To:	Highest County	Prior Year	Kansas State
30.89		66.67	36.07	33.80

Risk of Harm

The percentage of youth in grades 6, 8, 10, and 12 who report they think there is No Risk to harming themselves if they smoke marijuana regularly.

Value 2016	Compared To:	Highest County	Prior Year	Kansas State
18.12		26.00	14.60	15.19

Greenbush
Southeast Kansas Education Service Center

Integrating Community Assessment

Behavioral Health Report

COLLABORATIVE
CONNECTING COMMUNITIES | Promotion Awareness | Education Advocacy

Primary Indicators

Suicide (Adult)
Data Year Range: 2013-2015

Current Value	Highest County	Kansas State
56.58	105.93	20.01

Indicator Definition:
Adult suicide deaths are defined as those individuals ages 18 years and older whose underlying primary cause of death is listed on their death certificate as ICD-10 codes X60-X84 and Y87.0 (External cause, intentional injury).

Indicator Measure:
Rate per/100k (Calculated by taking the indicator number divided by the geographic population then multiplied by 100,000)

Indicator Source:
Kansas Department of Health (Special Request)

Gambling Helpline Calls
Data Year Range: 2014-2016

Current Value	Highest County	Kansas State
0.13	1.23	0.15

Indicator Definition:
The rate per 1,000 adults who made calls considered legitimate to the Kansas Problem Gambling Helpline per fiscal year.

Indicator Measure:
Rate per/1k (Calculated by taking the indicator number divided by the geographic population then multiplied by 1,000)

Indicator Source:
Kansas Problem Gambling Helpline

Suicide (Youth)
Data Year Range: 2013-2015

Current Value	Highest County	Kansas State
0.00	45.79	2.00

Indicator Definition:
Adolescent suicide deaths are defined as those individuals under the age of 18 years whose underlying primary cause of death is listed on their death certificate as ICD-10 codes X60-X84 and Y87.0 (External cause, intentional injury) .

Greenbush
Southeast Kansas Education Service Center

Integrating Community Assessment

Secondary Indicators

Out-of-Home Child Placement

Data Year Range: 2013-2015

24.33		
Current Value	**Highest County** 30.46	**Kansas State** 8.47

Indicator Definition:
Children removed to out-of-home placement by Kansas Department of Children & Families by cause as a rate of the population under 18 years of age according to the US Decennial Census 2010.

Indicator Measure:
Rate per/1k (Calculated by taking the indicator number divided by the geographic population then multiplied by 1,000)

Indicator Source:
Kansas Department for Children & Families: Prevention and Protection Services

Uninsured

Data Year Range: 2012-2014

15.60		
Current Value	**Highest County** 23.87	**Kansas State** 12.50

Indicator Definition:
The percentage of the total population estimate currently having no health insurance coverage as defined by the American Community Survey (not currently covered through a current or former employer or union, insurance purchased directly from an insurance company, Medicare, Medicaid, Medical Assistance, or any kind of government-assistance plan for those with low incomes or a disability, TRICARE or other military health care, Indian Health Services, VA or any other type of health insurance or health coverage plan

Greenbush
Southeast Kansas Education Service Center

Integrating Community Assessment

Cultural Competence and Sustainability

- Pre/post Community Readiness Assessment from the Tri-Ethnic Center for Prevention Research at Colorado State University
- Annual coalition capacity survey
- Quarterly reports of capacity, community sector representation, and sector level of involvement
- Cultural competence and sustainability work plans

Greenbush
Southeast Kansas Education Service Center

Integrating Behavioral Health

Kansas Prevention Collaborative provides…

- ❖ Kansas communities with resources and needed supports
- ❖ Opportunities for learning and collaboration
- ❖ Data needed for community comprehensive assessment and strategic planning
- ❖ A platform and support for communities to tell their story and evaluate their plans by tying together their activities with outcomes
- ❖ Integrated assessment reports for broader behavioral health and capacity assessment

Greenbush
Southeast Kansas Education Service Center

Questions & Answers? Contact Us.

Mende Barnett: Mende.J.Barnett@ks.gov

Lisa Chaney: lisa.chaney@greenbush.org

Jomella Watson-Thompson: jomellaw@ku.edu

Chad Childs: chad.childs@wichita.edu

National Prevention Network

Bridging Research to Practice

www.npnconference.org

After the conference, please complete online evaluations that you will receive via email.

facebook.com/npnconference2017

@NPNconference